

CLACKAMAS STATION

46,854 Sq Ft Warehouse/Distribution



LOCATION

Building B
10145 SE Jennifer Street
Clackamas, OR 97219

LEASING CONTACT

Sam Briggs
samb@pactrust.com
503-624-6300

TOTAL SQ FT

46,854 SF

OFFICE SQ FT

1,800 SF

DOCK-HIGH DOORS

3

DRIVE-IN DOORS

1

Dave Hicks
daveh@pactrust.com
503-624-6300

FEATURES

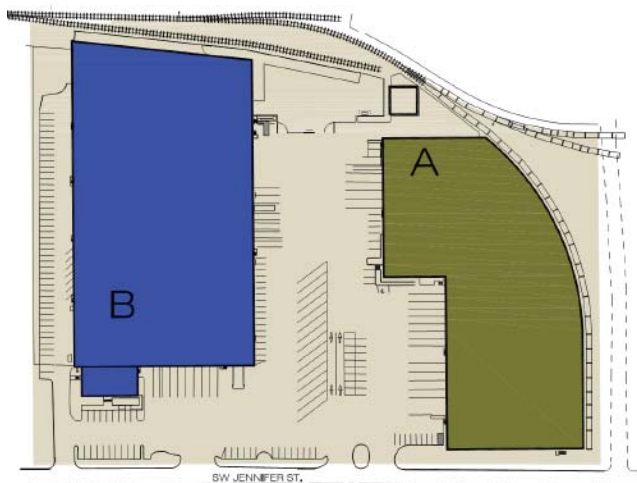
Close proximity to Fred Meyer
& Safeway distribution centers
Rail served
Immediate access to I-205

MONTHLY RATE

\$0.45/sqft - Shell
\$0.85/sqft - Office
NNN

DATE AVAILABLE

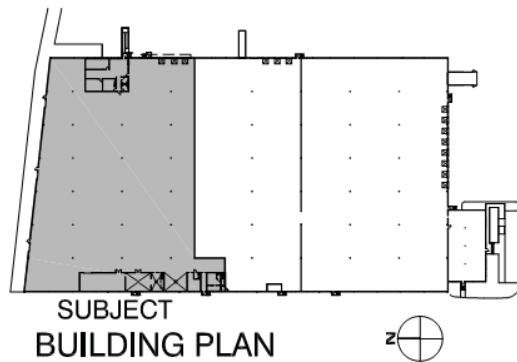
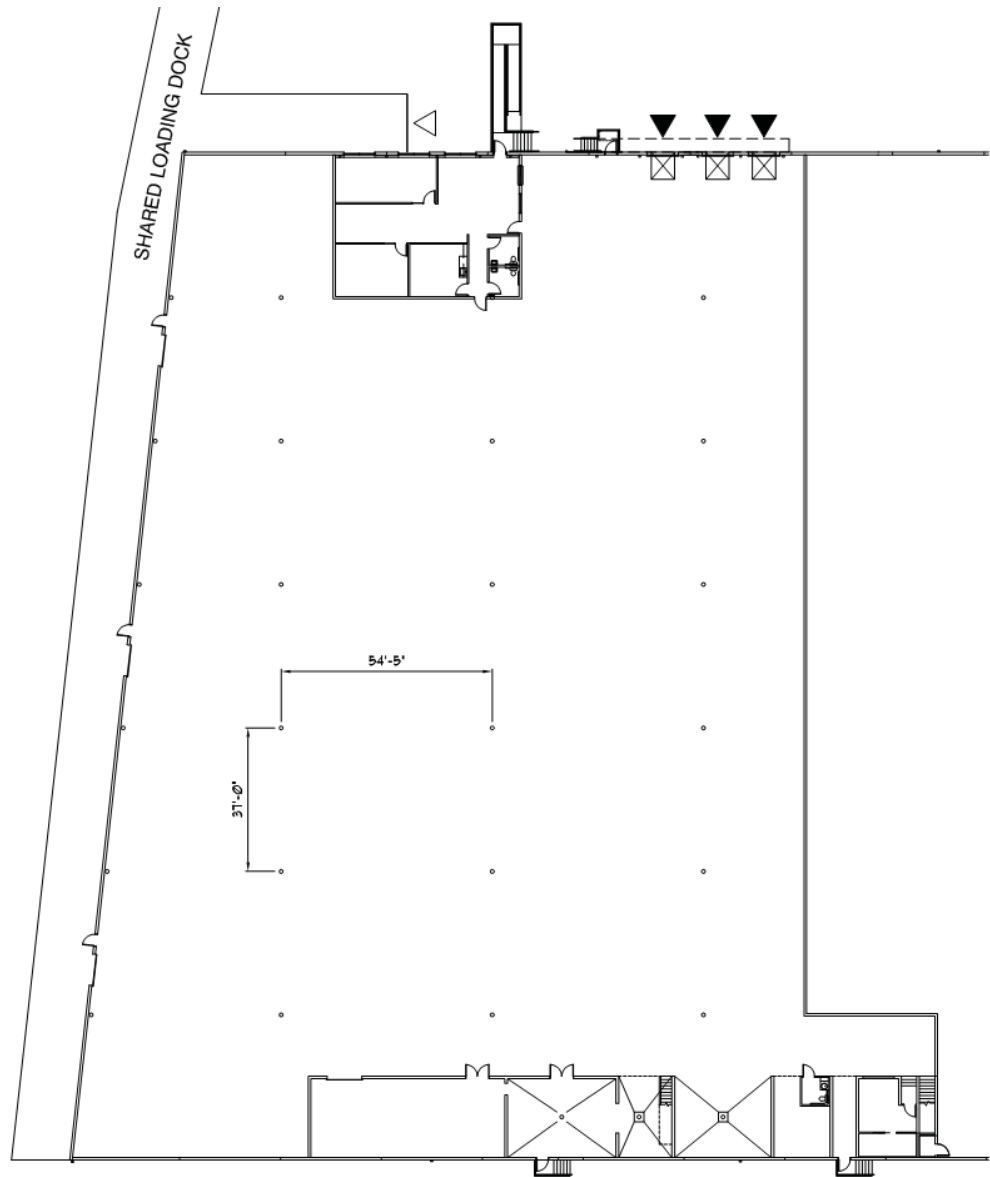
3RD QUARTER 2017



CLACKAMAS STATION
CLACKAMAS, OR 97015

CLACKAMAS STATION

Building B • 10145 SE Jennifer Street • Clackamas OR 97015



AVAILABLE

1,800 SF OFFICE
46,854 SF TOTAL



WAREHOUSE CLEAR HT: 22'-0"

▽ GRADE ACCESS

▼ DOCK ACCESS

PACTRUST

Pacific Realty Associates, L.P.

15350 SW Sequoia Parkway, Suite 300, Portland OR 97224 • 503-624-6300 • www.pactrust.com

The square footage and rates quoted herein are subject to change. PacTrust can only guarantee square footage and rates with a signed lease agreement.